




INDEPENDENT CORRUPT PRACTICES AND OTHER RELATED OFFENCES COMMISSION



ICPC

Annual Report & Financial Statements

FOR THE YEAR ENDED 31ST DECEMBER, 2015

ABUCHI ED. OGBUJU & CO

(Certified National Accountants)

Chartered by Act 76 of 1993


E-mail: abuchi_ed@yahoo.com

Tel: +234 807-374-9661, Abuja



INDEPENDENT CORRUPT PRACTICES AND OTHER RELATED OFFENCES COMMISSION

ICPC



Annual Report & Financial Statements

FOR THE YEAR ENDED 31ST DECEMBER, 2015

ABUCHI ED. OGBUJU & CO

(Certified National Accountants)


Chartered by Act 76 of 1993

E-mail: abuchi_ed@yahoo.com Tel: +234 807-374-9661, Abuja



Table of Content

COMMISSION'S CORPORATE INFORMATION	3
AUDITORS' REPORT	13
MANAGEMENT STATEMENT OF RESPONSIBILITY	14
BASIS OF PREPARATIONS	16
CRITICAL ACCOUNTING ESTIMATES	19
STATEMENT OF FINANCIAL POSITION	22
STATEMENT OF FINANCIAL PERFORMANCE	23
STATEMENT OF CASHFLOW	24
STATEMENT OF CHANGES IN EQUITY	25
FIVE – YEAR FINANCIAL SUMMARY	26
NOTES TO THE FINANCIAL STATEMENTS	27
GRAPHIC REPRESENTATIONS	32




Hon. Ekpo Una Owo Nta
Chairman, ICPC


The Board Members



Hon. Abdullahi Ado-Bayero



Hon. Ozi Salami




Hon. Bako Abdullahi



Hon. Dame Julie
Onum'Nwariaku



Hon. Elvis E. Oglafa
Secretary to the Commission



Hon. Prof. Olu Aina


Management Team



ANUMVE GEOFFEREY TERWASE
EDUCATION.



Hon. Elvis E. Oglafa
Secretary to the Commission



BAKO GAD NATHAN
ADMINISTRATION



IGBUDU SAM OKECHUKWU
LEGAL



AYENI VICTORIA.T.
FINANCE & ACCOUNTS



KAYODE ADEDAYO ADEYINKA
INVESTIGATIONS


Management Team (contd.)



LAWAL O. AKEEM
CORRUPTION MONITORING & EVALUATION




PROF. SOLA AKINRINADE
PROVOST, ACADEMY



MOHAMMED BALA UMAR
PLANNING, RESEARCH AND REVIEW



OKODUWA ADUNNI RASHEEDAT mni
PUBLIC ENLIGHTENMENT



MOHAMMED ALI
SPECIAL DUTIES



F. NANAKUMO
ASSET TRACING & RECOVERY MANAGEMENT





Corporate Information:

1. THE COMMISSION

INDEPENDENT CORRUPT PRACTICES & OTHER RELATED OFFENCES COMMISSION, ABUJA came into being by Corrupt Practices and Other Related offences Act 2000.

The Act gave INDEPENDENT CORRUPT PRACTICES & OTHER RELATED OFFENCES COMMISSION, responsibility to:

(a) Where reasonable grounds exist for suspecting that any person has conspired to commit or has attempted to commit or has committed an offence under this Act or any other law prohibiting Corruption, to receive and investigate any report of the conspiracy to commit, attempt to commit or the Commission of such offence and, in appropriate cases, to prosecute the offenders;

(b) To examine the practices, system and procedures of public bodies and where, in the opinion of the Commission, such practices, systems or procedures aid or


facilitate fraud or corruption, to direct and supervise a review of them,

(c) To instruct, advise and assist any officer, agency or parastatals on ways by which fraud or corruption may be eliminated or minimized by such officer, agency or parastatal;

(d) To advise heads of public bodies of any changes in practices, systems or procedures compatible with the effective discharge of the duties of the public bodies as the commission thinks fit to reduce the likelihood or incidence of bribery, corruption and related offences;

(e) To educate the public on and against bribery, Corruption and related offences; and

(f) To enlist and foster public support in combating Corruption.



2. VISION STATEMENT:

To be the foremost agent of change in War against Corruption and Corrupt Practices in the polity and thereby restore Nigeria to the enviable status of responsibility, dignity and honor within comity of Nations.

3. MISSION STATEMENT:

To employ all available legal means to rid Nigeria of all forms of corruption and thus promote transparency, probity, accountability and integrity in the public and private life of all Nigerians.


4. MANDATE

Banish impunity for corrupt practices and other related offences.

Prevent corrupt practices and other related offences through system study and review, education, public enlightenment and public mobilization.

5. VALUES

- * Integrity & Honesty,
- * Transparency & Accountability,
- * Team work &
- * Service



The Head Office

6. COMMISSION HEADQUARTERS ADDRESS:

Plot 802, Constitution Avenue,
Central Business District,
P.M.B. 535
Garki, ABUJA.

Telephone: 0807-636-9259; 0807-636-9260

Toll free: 0803-123-0280; 0803-123-0281; 0803-123-0282;
0705-699-091; 0705-699-0191

7. COMMISSION MEMBERS:

Hon. Ekpo Una Owo Nta	-	Chairman of the Commission
Hon. Dame (Mrs) J. Onum-Nwariaku	-	Member *
Hon. Alh. Abdulahi Bako	-	Member
Hon. Prof. Olu Aina	-	Member *
Hon. Alh. Isa Ozi Salami	-	Member *
Hon. Alh. Abdullahi Ado Bayero	-	Member *
Hon. Elvis E. Oglafa	-	Secretary to the Commission

** The tenure of the Honourable Commission Members expired on 29th November, 2015, no reappointment or refill of the positions has been made.*

8. MANAGEMENT TEAM

Hon . Elvis E. Oglafa	Secretary to the Commission
R. A. Okoduwa	Head of Department, Public Enlightenment
Bala Mohammed	Head of Department, Planning, Research & Review
V.T. Ayeni	Head of Department, Finance & Accounts
G.N. Bako	Head of Department, Administration
G. Anumve	Head of Department, Education
Ali Mohammed	Head of Department, Special Duties
Lawal Akeem	Head of Department, Corruption Monitoring & Evaluation
S.O. Igbudu	Head of Department, Legal
K. Adedayo	Head of Department, Investigation
Sola Akinrinade	Provost, Anti Corruption Academy (ACAN) Keffi
F. Nanakumo	Head of Unit, Assets Tracing & Recovery Management

9. RESIDENT STATE COMMISSIONERS:

Baba Bello Bakori	Adamawa State
Emore Henry	Akwa Ibom State
Sule Yahaya	Bauchi State
Olayinka Ayegbayo	Benue State
Oluwakile O. Theophilus	Edo State
Prince Hassan Mohamed	Enugu State
Zayyana Al mudana	Imo State
Adigun Olusegun	Kaduna State
Shehu Yahaya	Kano State
Chile Egwuegbu	Kogi State
Binga Shintima	Lagos State
Ngozi Nwangwu	Osun State
Stephen Pimor	Oyo State
Bulus J. Mai	Sokoto State
Alexander Ezechukwurah	Rivers State



10. STATE OFFICES

Adamawa State 6 Mayo Ine Street Jimeta Yola. 0803-777-1263	Enugu State No 55 Ezeilo Street, Independence Layout Enugu 0803-704-4584	Lagos Office 10 Okotie Eboh Street, South West Ikoyi, Lagos 0806-418-7366
Akwa Ibom State 37G Line Ewet Housing Estate Uyo. 0802-344-5230; 0703-978-8913	Imo State Plot 100, Ngozi Ajaelu Street, Off Nkwerre Street, Works Layout, Owerri 0808-662-1491	Osun State No. 5 Olu Alabi Way GRA Oke-Fia Osogbo 0803-644-2935
Bauchi State Plot 10946, Yaya Abubakar Link, Off Federal Secretariat Road BRC, Along Gombe Road Bauchi 0803-604-0239	Kaduna State No 7 Wurno Road, Off Rabah Road Kaduna 0803-718-4902	Oyo State No 19B University Crescent, Old Bodija Estate, Ibadan 0803-298-4983
Benue State Ochagwu Lawani Street, Off New Bridge Road, (New Otukpo Road) Along J.S. Tarka, Makurdi 0806-528-7240	Kano State No 417 Shehu Kazaure Road Off Kwanar Hotoro GRA Kano 0816-712-0128	Sokoto State No 18 Sama Road Gwiwa Layout, Sokoto 0803-599-4938
Edo State 81 Boundary Road, Benin City 0806-955-0952 0703-889-4444	Kogi State No 6 Shugaba Close, Off Aliyu Attah Way, Lokoja 0805-580-8900	Rivers State No 4 Chief A.K. Horsfall Street, (Former Abana Street) Off William Jumbo Drive, Old GRA, Port Harcourt 0802-343-2419

11. TRAINING ACADEMY

The Commission has Anti Corruption Academy of Nigeria at Keffi Nasarawa State.

12. BANKERS:

Central Bank of Nigeria
 GTB

13. AUDITORS:

Messrs. Abuchi Ed. Ogbuju & Co
 Suites A26/A27 Nkwegu Plaza,
 By Area 1 Old Secretariat,
 P.O. Box 5883,
 Garki, Abuja.
 08029524793; 08064037282; 08073749661

In line with requirements of section 357 of CAMA of 1990; Messrs Abuchi Ed. Ogbuju & Co (Certified National Accountants), have indicated their willingness to continue in office

ABUCHI ED. OGBUJU & CO.

CERTIFIED NATIONAL ACCOUNTANTS

NIGERIA HEAD OFFICE:
Suite A26/27, Nkwegu Plaza
Plot 1078 Durumi District
By Area 1, Old Secretariat
P. O. Box 10218, Garki - Abuja.
E-mail: abuchi_ed@yahoo.com
principal@abuchiedforensics.com

Tel: +234-9-7807107; +234-80-29524793,
+234-80-64037282, +234-80-73749661

IN REPLY PLEASE QUOTE

Our Ref:

OVERSEA OFFICE:
APT #4; 2263
Kiplin Avenue Etobicoke, Ontario
M9W 4L5, Canada

MANAGING PARTNER:

Dr. Abuchi Ogbuju, CFE, FCNA, CPFA (Canada) ACTI, DBA(Forensic Accounting)

AUDITORS' REPORT ON THE FINANCIAL STATEMENTS OF INDEPENDENT CORRUPT PRACTICES & OTHER RELATED OFFENCES COMMISSION, ICPC

We have audited the Financial Statements of the INDEPENDENT CORRUPT PRACTICES & OTHER RELATED OFFENCES COMMISSION, ICPC for the year ended 31 December, 2015 which comprise the Statement of Financial Position, The Statement of Financial Performance, the Statement of Cash Flows and the Statement of Changes in Equity; with the related notes. The financial reporting framework that has been applied in their preparation is applicable law and International Public Sector Accounting (Cash) Standards (IPSASs)

Respective Responsibilities of Management and Auditor

As explained more fully in the Management's Statement of Responsibilities, the Management is responsible for the preparation of the Financial Statements and for being satisfied that they give a true and fair view.

Our responsibility is to audit and express an opinion on the Financial Statements in accordance with applicable law and International Standards on Auditing. Those standards require us to comply with the Auditing Practices Board's Ethical Standards for Auditors.

Scope of the Audit of the Financial Statements

An audit involves obtaining evidence about the amounts and disclosures in the Financial Statements sufficient to give reasonable assurance that the Financial Statements are free from materials misstatement, whether caused by fraud or error. This includes an assessment of: whether the accounting policies are appropriate to the Commission's circumstances and have been consistently applied and adequately disclosed; the reasonableness of significant accounting estimates made by the Management; and the overall presentation of the Financial Statements. In addition, we read all the available financial and non-financial information in the annual report to identify any material inconsistencies with the Audited Financial Statements. If we become aware of any apparent material misstatements or inconsistencies we consider the implications for our report.

Opinion on Financial Statements

In our opinion the Financial Statements:

- * give a true and fair view of the state of the Commission's affairs as at 31 December, 2015 and of its deficit for the year then ended,
- * have been prepared in accordance with International Public Sector Accounting (Cash) Standards, (IPSAS) and
- * have been prepared in accordance with relevant sections of the standards of Financial Reporting Council of Nigeria (FRC Nig.)

The Commission in addition to complying with the Fiscal Responsibility Commission Act 2007, has also, in line with International Standards and the relevant national laws, regulations and requirements; comply with other applicable enactments.


Opinion on Management Report on Financial Statements

In our opinion the information given in the Management's report for the financial year for which the Financial Statements are prepared is consistent with the Commission's Financial Statements.

Dr. Abuchi Ed. Ogbuju 106/1025
Dr. Abuchi Ogbuju, FCNA, CFE, CPFA (Canada) CPA (Ireland), CrFA, ACTI
FRC/2014/ANAN/0000006095
Engagement Partner

29th November, 2016

For and on behalf of Messrs Abuchi Ed. Ogbuju & Co ANAN/021
(Certified National Accountants)
Abuja NIGERIA




● AUDIT ● FORENSICS ● FRAUD EXAMINATIONS ● TAXATION

MEMBER:

AMERICAN COLLEGE OF FORENSIC EXAMINERS INSTITUTE
ASSOCIATION OF CERTIFIED FRAUD EXAMINERS (TEXAS, USA)
INSTITUTE OF CERTIFIED PROFESSIONAL FORENSIC ACCOUNTANTS (CANADA)

Management's Statement of Responsibility

INDEPENDENT PRACTICES & OFFENCES ABUJA came into Practices and Other of 2000.



C O R R U P T
O T H E R R E L A T E D
C O M M I S S I O N,
being by the Corrupt
Related Offences Act

The Management is keeping proper which disclose with accuracy at any Position of the

enable them to ensure that the Financial Statements comply with the necessary standards. They are also responsible for the system of internal control for safeguarding the assets of the Commission, hence, for taking reasonable steps for the prevention and detection of fraud and other irregularities.

responsible for
accounting records
r e a s o n a b l e
time, the Financial
Commission and to

Management's Statement of Responsibility

The Management confirms to the best of its knowledge

- * the Financial Statements are prepared in accordance with International Public Sector Accounting (Cash) Standards as issued by the International Public Sector Accounting Standards Board (IPSASB) give a true and fair view of the assets, liabilities, financial position and deficit of the Commission; and
- * the Management's report includes a fair review of the development and performance of the activities and the position of the Commission.

Disclosure of information to Auditors

Having made the requisite enquiries, so far as the Management is aware, there is no relevant audit information of which the Commission's auditor is unaware and the Management has taken all the steps it ought to have taken to make them aware of any relevant audit information and to establish that the Commission's auditor is aware of that information.



Anti Corruption Academy of Nigeria (ACAN) Admin Block



Anti Corruption Academy of Nigeria (ACAN) Guest House

1. Basis Of Preparation

The Financial Statements are prepared in accordance with IPSAS (cash) as issued by IPSASB and adapted by the Office of Accountant General of the Federation. The preparation of financial statements in conformity with IPSAS requires management to make estimates and assumptions that affect the reported amounts of assets and liabilities and disclosure of contingent assets and liabilities at the date of financial statements and the reported amounts of revenue and expenses during the reporting period. The estimates and underlying assumptions are reviewed on an ongoing basis. Revisions to accounting estimates are recognized in the period in which the estimates is revised if the revisions affect only that period or in the period of revision and future periods if the revision affects both current and future periods.

Amounts in the Financial Statements are stated in Naira.

The State Offices and the Anti-Corruption Academy of Nigeria Keffi are treated as entities where the Commission has full controlling interest.

2. Significant Accounting Policies

a) Accounting Convention

The Financial Statements are prepared on a historical cost basis, subsequently; any instruments that are measured at fair value will be disclosed.

IPSAS provides guidance on how fair value measurement should be applied where its use is already required or permitted by other standards within IPSAS, including a precise definition of fair value.

The Commission will adopt fair value when it transits to IPSAS accrual in 2016.



b) Basis of Consolidation

The Financial Statements incorporate the financial statements of the Commission, the State Offices and the Anti-Corruption Academy of Nigeria (ACAN), controlled by the Commission.

c) Finite Lived Intangible Assets

Intangible assets with finite lives are stated at acquisition costs less accumulated amortization. The amortization period and method is reviewed at least annually. Changes in the expected useful life is accounted for by changing the amortization period or method as appropriate and are treated as changes in accounting estimates. The amortization expense on intangible assets with finite lives is recognized in profit or loss in the expense category consistent with the function of the intangible asset.

Computer Software

Computer Software comprises computer software purchased from third parties as well as the cost of internally developed software. Computer software licenses are capitalized on the basis of the costs incurred to acquire and bring into use the specific software. Costs that are directly associated with the production of identifiable and unique software products controlled by the Commission, and are probable of producing future economic benefits are recognized as intangible assets. Direct costs

include software development employee costs and directly attributable overheads. The software of the Commission includes, the Pliny-e software in use.

Software integral to a related item of hardware equipment is accounted for as a property, plant and equipment.

Costs associated with maintaining computer software programs are recognized as an expense when they are incurred.

Amortization will be charged to the income statement on a straight line basis over the estimated useful lives from the date the software is available for use when they are acquired after IPSAS accrual conversion in 2016.

The estimated useful life of finite lived intangible asset (computer software) is 2-3years.

d) Property, Plant and Equipment

Buildings held for use are stated in the Statement of Financial Position at their cost, less any subsequent accumulated depreciation and subsequent accumulated impairment losses while any land acquired after IPSAS accrual conversion in 2016 will be stated at fair value.

Equipment, Fixtures and Fittings are stated at cost less accumulated depreciation. Impairment will be monitored after IPSAS conversion of 2016.

Assets in the course of construction are carried at cost, less any recognized impairment loss. Depreciation of these assets commences when the assets are ready for their intended use.

The cost of property, plant and equipment includes directly attributable incremental cost incurred in their acquisition and installation.

Depreciation is charged so as to write off the cost of assets, other than land and properties under construction, using the straight-line method, over their estimated useful lives.

The rates applied per annum are;

Building	2%
Motor vehicles	25%
Furniture & Fittings	10%
Plants & Machinery	10%
Security Equipment	10%
Office Equipment	10%
Communication Equipment	10%
Household Equipment	25%
Library books	10%
Clinic Equipment	10%

Depreciation is not provided on freehold land The gain or loss arising on the disposal or retirement of an item of Property, Plant and Equipment is determined as the difference between the sale proceeds and the carrying amount of the asset and is recognized in the income statement.


e) Assets Retirement Obligation

Decommissioning costs will be monitored (where applicable) on qualifying assets from 2016 when the Commission convert to IPSAS accrual.

f) Impairment of Assets

Property, Plant and Equipment and Finite Lived Intangible Assets

At each reporting period date, the Commission reviews the carrying amounts of its property, plant and equipment and finite lived intangible assets to determine whether there is any indication that



those assets have suffered an impairment loss. If any such indication exists, the recoverable amount of the assets is estimated in order to determine the extent, if any, of the impairment loss. Where it is not possible to estimate the recoverable amount of an individual asset, the Commission estimates the recoverable amount of the cash-generating unit to which the asset belongs.

If the recoverable amount of an asset or cash generating unit is estimated to be less than its carrying amount, the carrying amount of the asset or cash-generating unit is reduced to its recoverable amount. An impairment loss is recognized immediately in the income statement.

g) Income Recognition

Grants from the Federal Government are recognized in the year when cash were received. All Internally Generated Revenue were recognized when they are collected.

h) Inventory

Inventory is stated at the lower of cost and net realizable value. Cost is determined on the basis of weighted average costs for inventory carried over from previous period and comprises all overheads that have been incurred in bringing the inventories to their present location and condition.

i) Foreign Currencies

The Financial Statements are presented in Naira. Transactions in foreign currencies are recorded at the functional currency rate prevailing at the date of the transaction.

j) Post-Employment/ Death Benefits

The Commission's Pension scheme is in accordance with PENCOM Act of 2004. The scheme applies to all staff of the Commission and is funded through monthly contribution of 7.5% each from both the employer and the employee. Employers' element of 7.5% is treated as part of personnel costs. These were deducted at source and remitted to the Pension Fund Administrators, PFA

k) Debtors & Other Prepayments

Debtors and other receivables do not carry any

interest and are stated at their nominal value. Any other investments classified receivables will be stated at amortized cost using the effective interest method, less any impairment.

l) Cash and Cash Equivalents

Cash and cash equivalent comprise cash on hand and any bank balances.

m) Creditors and Accruals

Creditors and accruals are not interest bearing and are stated at their nominal value.

n) Provisions

Provisions are recognized when the Commission has present obligation (legal or constructive) as a result of a past event, it is probable that the Commission will be required to settle that obligation and a reliable estimate can be made of the amount of the obligation. Provisions are measured at the Managements best estimate of the expenditure required to settle the obligation at the reporting date and are discounted to present value where the effect is material.

However, the Commission will set the obligation functional when it converts to IPSAS accrual in 2016.

o) Accumulated Fund

The accumulated funds represent the excess of income over expenditure which have been accumulated over the years.

p) Comparative Figures

The comparative figures for 2013 have been re-aligned to suite the IPSAS Cash reporting requirement. However, no value was changed during re-alignment.

q) Going concern

The Commission has consistently been receiving subvention from FGN for the purpose of carrying on its mandate. Management believe that there is no intention or threat from any source to subvert the mandate of the Commission in foreseeable future. Thus, these financial statements are prepared on going concern basis.

Critical Accounting Estimates

The Commission prepares its Financial Statements in accordance with the IPSAS (cash) as issued by the IPSASB, and adapted by the Office of Accountant General of the FGN 2010; the application of which often requires judgments to be made by the management when formulating the Commission's financial position and results. Under IPSAS (cash), the Management is required to adopt those Accounting Policies most appropriate to the Commission's circumstances for the purpose of presenting fairly the Commission's Financial Position, Financial Performance and Cash Flows.

In determining the applicable accounting policies, judgment is often required in respect of items where the choice of specific policy, accounting estimates or assumption to be followed could materially affect the reported result or net asset position of the Commission should it later be determined that a different choice would be more appropriate.

Management considers the accounting estimates and assumptions discussed below to be its critical accounting estimates and, accordingly, provide an explanation of each below

The discussion below should also be read in conjunction with the Commission's disclosure of significant IPSAS (cash) accounting policies which are provided in the Financial Statements, "Significant Accounting Policies"

Impairment Reviews

IPSAS requires management to undertake an annual test for impairment of indefinite lived assets and for finite lived assets, to test for impairment if events or changes in circumstances indicate that the carrying amount

of an asset may not be recoverable.

Impairment testing is an area involving management requiring assessment as to whether the carrying value of assets can be supported by the net present value of future cash flow derived from such assets using cash flow projections which have been discounted at an appropriate rate.

Changing the assumptions selected by management in particular, title discount rate and growth rate assumptions used in the cash flow projection could significantly affect the Commission's impairment evaluation and hence results.

The impairment reviews will be properly monitored from 2016 when the Commission converts into IPSAS Accrual.

Revenue Recognition and Presentation


When deciding most appropriate basis for presenting revenue or cost of revenue, both the legal form and substance of the agreement between the Commission and third parties are reviewed to determine each parties respective role, but generally, revenues are recognized when they are received.

Taxation

The Commission was formed by an Act of parliament, it is therefore exempted from payment of taxes in its corporate name.

Remittances in respect of the pay-as-you-earn (PAYE) staff tax liabilities deducted from the salaries of the Commission's staff were made to the requisite States Boards of Internal Revenues where the affected staff resides.

Remittances in respect of deducted Value Added Taxes (VAT) and With-holding Taxes



(WHT) from corporate bodies and the categories of persons as listed in the tax laws, for contract jobs and assignments executed for the Commission, were made to the Federal Inland Revenue Services, FIRS. Taxes deducted from other registered businesses and individuals (except where the registered businesses or individual is resident in Federal Capital Territory), who executed jobs and assignments for the Commission, were remitted to the respective States Boards of Internal Revenue, where the beneficiary resides.

Finite Lived Intangible Assets

Intangible assets include the Commissions aggregate amounts spent on the acquisition of computer software. These assets arise from outright purchases, development and from acquisition of software.

The fair value of these assets will be determined by discounting estimated future net cash flow generated by the asset where no active market for the assets exists. The use of different assumption for the expectations of future cash flows and the discount rate will change the valuation of the intangible assets. The intangible assets even though they exist, the Commission has opted to start classifying them from future acquisition from the IPSAS accrual conversion year of 2016.

Estimation of Useful Life

The useful life to amortize intangible assets

relates to the expected future performance of the assets acquired and managements judgments of the period over which economic benefit will be derived from the asset. The basis for determining the useful life for the intangible assets will be determined by the time classification comes into effect; that is acquisitions from 2016.

Property, Plant and Equipment

Property, plant and equipment represent a significant proportion of the assets base of the Commission, therefore the estimates and assumptions made to determine their carrying values and related depreciation are critical to the Commission's financial position and performance.

Estimation of Useful Life

The change in respect of periodic depreciation is derived after determining an estimate of an assets expected useful life and the expected residual value at the end of its life. Increasing an asset's expected life or residual value would result in a reduced depreciation charge in the Income Statement.

The useful lives and residual values of the Commission's assets are determined by management at the time the asset is acquired and reviewed annually for appropriateness. The lives are based on historical experience with similar assets as well as anticipation of future events which may impact their lives such as changes in technology.

Historically, changes in useful lives and residual values have not resulted in material changes to the Commission's depreciation charge.

Donated Items

Donated items of Property, Plant and Equipment during the year were brought into accounting books and the donors disclosed in the records.

Provisions and Contingent Liabilities

The Commission exercises judgment in measuring and recognizing provisions and the exposures to contingent liabilities, whenever the need arises, relating to pending litigation or other outstanding claim subject to negotiated settlement, mediation, arbitration or government regulation, as well as other contingent liabilities. Judgment is necessary in assessing the likelihood that a pending claim will succeed, or a liability will arise, and to quantify the possible range of the financial statement, because of the inherent uncertainty in this evaluation process, actual losses may be different from any originally estimated provision.

However, no provisions were made by the Commission, but will be considered when we convert to IPSAS accrual from 2016.

Related party

The Commission has the following members:


- Hon. Ekpo Una Owo Nta Chairman
- Hon. Dame (Mrs) J. Onum-Nwariaku Member
- Hon. Alh. Abdulahi Bako Member

- Hon. Prof. Olu Aina Member
- Hon. Alh. Isa Ozi Salami Member
- Hon. Alh. Abdullahi Ado Bayero Member
- Hon. Elvis E. Oglafa Secretary

The Key Management Personnel (KMP)

The Chairman and The Secretary of the Commission are the key management personnel of the Commission. They have the responsibility for implementing Board's policies and decisions. They have no business relationship with the Commission.

Event after Statement of Financial Position date. There are no significant subsequent events, which could have had a material effect on the state of affairs of the Commission as at 31 December 2015. However, we noted that a motor vehicle belonging to the commission was snatched by armed robbers in October 2016. This post balance sheet event has no adjusting effect in the financial statement.



Statement Of Financial Position
AS AT 31ST DECEMBER, 2015

		2015	2014
NOTES			
PROPERTY PLANT & EQUIPMENT	1	622,518,457.00	521,423,454.00
Work In Progress	2	643,500,882.00	673,512,378.00
		<u>1,266,019,339.00</u>	<u>1,194,935,832.00</u>
CURRENT ASSETS			
Inventory	3	29,530,448.00	64,909,904.00
Receivables	4	109,230,720.00	213,761,040.00
Cash & Cash Equivalent	5	26,039,380.00	1,003,540.00
		<u>164,800,548.00</u>	<u>279,674,484.00</u>
CURRENT LIABILITIES			
Payables	6	9,224,139.00	3,150,296.00
Net Current Assets		<u>155,576,409.00</u>	<u>276,524,188.00</u>
		<u>1,421,595,748.00</u>	<u>1,471,460,020.00</u>
FINANCED BY:			
CAPITAL FUND	7	2,900,398,371.00	2,750,398,371.00
ACCUMULATED FUND	8	(1,478,802,623.00)	(1,278,938,351.00)
		<u>1,421,595,748.00</u>	<u>1,471,460,020.00</u>

fronta

Chairman of the Commission
FRC/.....

mb

Secretary to the Commission
FRC/.....

[Signature]

Director, Finance & Accounts
FRC/.....

Notes 1-14 forms an integral part of these Financial Statements

Statement Of Financial Performance

AS AT 31ST DECEMBER, 2015

		2015	2014
NOTES			
INCOME			
Subventions	9	4,511,087,785.00	4,288,873,350.00
Special Fund	10	90,199,688.00	20,412,924.00
		<u>4,601,287,473.00</u>	<u>4,309,286,274.00</u>
DEDUCT EXPENDITURE			
Personnel Costs	11	4,024,099,026.00	3,724,435,619.00
Administrative Costs	12	487,545,009.00	484,323,999.00
Establishment Costs	13	125,496,738.00	141,325,142.00
Depreciations		<u>163,007,432.00</u>	<u>171,440,987.00</u>
		<u>4,800,148,205.00</u>	<u>4,521,525,747.00</u>
Surplus/(Deficit) of Income over Expenditure		<u>(198,860,732.00)</u>	<u>(212,239,473.00)</u>

Statement Of Cash Flow

AS AT 31ST DECEMBER, 2015

	2015	2014
CASHFLOW FROM OPERATING ACTIVITIES		
Surplus/(Deficit) for the year	(198,860,732.00)	(212,239,473.00)
ADJUSTMENTS FOR ITEMS NOT INVOLVING MOVEMENT OF FUNDS		
Correction in opening balance	-	63,000.00
Depreciations	163,007,432.00	171,440,987.00
Operating surplus/(deficit) before working capital changes	(35,853,300.00)	(40,635,486.00)
MOVEMENT IN WORKING CAPITAL		
(Increase)/Decrease in Inventory	35,379,456.00	(57,517,602.00)
(Increase)/ Decrease in Receivables	104,530,320.00	97,112,381.00
Increase/(Decrease) in Payables	6,073,843.00	1,203,722.00
Net cash in/(out) flow from operating activities	145,983,619.00	40,798,501.00
CASH FLOW FROM FINANCING ACTIVITIES		
Return to STF	(1,003,540.00)	(187,971.00)
Capital Subvention	150,000,000.00	79,432,949.00
Net Cash from Financing Activities	148,996,460.00	79,244,978.00
CASH FLOW FROM INVESTING ACTIVITIES		
Fixed Assets	(264,102,435.00)	(5,345,000.00)
Work In Progress	(30,011,496.00)	(73,899,978.00)
Net Cash imputed in Investing Activities	(234,090,939.00)	(79,244,978.00)
Net Increase in Cash/Cash Equivalent	25,035,840.00	63,015.00
Cash/ Cash Equivalent @ Beginning	1,003,540.00	940,525.00
Cash/ Cash Equivalent @ Ending	26,039,380.00	1,003,540.00

Statement of Changes in Equity

AS AT 31ST DECEMBER, 2015

	Capital Funds	General Reserve	Property Revaluation Reserve/ Sales	Foreign Currency translation reserve	Retained Earnings	Non Controlling Interests	Total
Balance at 1 January, 2014	-	-	-	-	(1,066,510,907.00)	-	(1,066,510,907.00)
Surplus/(Deficit) for the year	-	-	-	-	(212,239,473.00)	-	(212,239,473.00)
Other Financial Performance for the year (Refunds)	-	-	-	-	(187,971.00)	-	(187,971.00)
Total Financial Performance for the year	-	-	-	-	(1,278,938,351.00)	-	(1,278,938,351.00)
Others	-	-	-	-	-	-	-
Balance at 31 December, 2014	-	-	-	-	(1,278,938,351.00)	-	(1,278,938,351.00)
Surplus/(Deficit) for the year	-	-	-	-	198,860,732.00	-	198,860,732.00
Other Financial Performance for the year (Refunds)	-	-	-	-	(1,003,540.00)	-	(1,003,540.00)
Total Financial Performance for the year	-	-	-	-	(199,864,272.00)	-	(199,864,272.00)
Dividends	-	-	-	-	-	-	-
Others	-	-	-	-	-	-	-
Balance at 31 December, 2015	-	-	-	-	(1,478,802,623.00)	-	(1,478,802,623.00)

Five-Year Financial Summary

	2015	2014	2013	2012	2011
BALANCE SHEET					
(IPSAS CASH COMPLIANT)					
ASSETS EMPLOYED					
Fixed Assets	1,266,019,339	1,194,935,832	1,287,131,841	1,368,175,547	1,114,711,972
Recurrent Assets	164,800,548	279,674,484	319,269,248	529,992,141	936,099,922
TOTAL ASSETS	1,430,819,887	1,474,610,316	1,606,401,089	1,898,167,688	2,050,811,894
Liabilities					
Recurrent Liabilities	9,224,139	3,150,296	1,946,574	2,589,152	2,900,000
	9,224,139	3,150,296	1,946,574	2,589,152	2,900,000
Net Total Assets	1,421,595,748	1,471,460,020	1,604,454,515	1,895,578,536	2,047,911,894
FINANCED BY:					
Capital Funds	2,900,398,371	2,750,398,371	2,670,965,422	2,580,539,235	2,471,031,629
Accumulated Reserve	(1,478,802,623)	(1,278,938,351)	(1,066,510,907)	(684,960,699)	(423,119,735)
	1,421,595,748	1,471,460,020	1,604,454,515	1,895,578,536	2,047,911,894

INCOME AND EXPENDITURE ACCOUNT

	2015	2014	2013	2012	2011
(IPSAS CASH COMPLIANT)					
INCOME SURPLUS & (DEFICIT)					
Grants/Income	4,601,287,473	4,309,286,274	3,811,784,829	4,009,934,512	3,227,883,528
Surplus/ (Deficit)	(198,860,732)	(212,239,473)	(246,863,356)	575,092,529	715,341,102

Notes to the Account

AS AT 31ST DECEMBER, 2015

PROPERTIES, PLANTS & EQUIPMENT (PPE)

ASSETS	BUILDING		MOTOR VEHICLES		OFFICE EQUIPMENT		FURNITURE & FITTINGS		PLANT & MACHINES		LIBRARY BOOKS		COMMUNICATION EQUIPMENT		SECURITY EQUIPMENT		HOUSEHOLD EQUIPMENT		CLINIC EQUIPMENT		TOTAL		
	N	K	N	K	N	K	N	K	N	K	N	K	N	K	N	K	N	K	N	K	N	K	
As at 1/1/2015	170,874,551.00		614,171,410.00		576,425,873.00		331,851,428.00		98,224,512.00		139,739,089.00		51,078,070.00		134,454,752.00		34,134,209.00		11,650,680.00				2,162,604,574.00
Additions	146,300,000.00		40,687,500.00		35,525,496.00		41,589,439.00																264,103,435.00
Disposal																							
Total at 31/12/2015	317,174,551.00		654,858,910.00		611,951,369.00		331,851,428.00		139,813,951.00		139,739,089.00		51,078,070.00		134,454,752.00		34,134,209.00		11,650,680.00				2,426,707,009.00
DEPRECIATIONS																							
As at 1/1/2015	13,365,917.00		584,022,640.00		454,870,035.00		236,863,691.00		64,268,073.00		103,941,770.00		40,960,786.00		102,094,326.00		33,465,120.00		7,328,812.00				1,641,181,120.00
Charge for the Year	3,417,491.00		25,147,500.00		57,642,588.00		33,185,143.00		9,822,451.00		13,973,909.00		5,107,807.00		13,445,475.00		100,000.00		1,165,068.00				163,007,432.00
Release on Disposal																							
Total at 31/12/2015	16,783,408.00		609,170,140.00		512,512,623.00		270,048,834.00		74,090,524.00		117,915,629.00		46,068,593.00		115,539,801.00		33,565,120.00		8,493,880.00				1,804,188,552.00
NET BOOK VALUE																							
12/31/2015	300,391,143.00		45,688,770.00		99,438,746.00		61,802,594.00		65,723,427.00		21,823,460.00		5,009,477.00		18,914,951.00		569,089.00		3,156,800.00				622,518,457.00
12/31/2014	157,508,634.00		30,148,770.00		121,555,838.00		94,987,737.00		33,956,439.00		35,797,369.00		10,117,284.00		32,360,426.00		669,089.00		4,321,868.00				521,423,454.00

Notes to the Account

AS AT 31ST DECEMBER, 2015

	2015	2014
2 WORK IN PROGRESS		-
Balance brought forward	673,512,378.00	599,612,400.00
Additions ACAN Keffi	116,288,504.00	73,899,978.00
Less Completed Works	(146,300,000.00)	-
	643,500,882.00	673,512,378.00
3 INVENTORY		
Stationeries/Office Supplies	29,530,448.00	64,909,904.00
	29,530,448.00	64,909,904.00
4 RECEIVABLES		
Staff Debtors (Housing Loan)	26,266,784.00	130,962,568.00
Staff Debtors (Cash Advances)	76,935,108.00	67,828,860.00
Pre-paid Rent	6,028,828.00	14,969,606.00
	109,230,720.00	213,761,040.00

Notes to the Account
AS AT 31ST DECEMBER, 2015

	2015	2014
5 BANK AND CASH BALANCES		
CBN (Capital Account)	-	405.00
CBN (Overhead Account)	-	15.00
Zenith bank	-	1,003,120.00
GTB (ACAN)	26,039,380.00	-
	26,039,308.00	1,003,540.00
 6 PAYABLES		
Rent Accruals	5,624,139.00	1,350,296.00
Audit Fees	1,800,000.00	1,800,000.00
Messrs Abuchi Ed. Ogbuju & Co	1,800,000.00	-
	9,224,139.00	3,150,296.00
 7 CAPITAL FUND		
Balance at 1/1/2015	2,750,398,371.00	2,670,965,422.00
Addition	150,000,000.00	74,432,949.00
NUC Contribution	-	5,000,000.00
	150,000,000.00	79,432,949.00
Balance at 31/12/2015	2,900,398,371.00	2,750,398,371.00

Notes to the Account

AS AT 31ST DECEMBER, 2015

	2015	2014
8 ACCUMULATED FUND RECURRENT		
Balance Brought forward	(1,278,938,351.00)	(1,066,510,907.00)
Refund to Sub Treasury of the Federation (STF)	(1,003,540.00)	(187,971.00)
	(1,279,941,891.00)	(1,066,698,878.00)
Surplus/(Deficit) of Income over Expenditure	(198,860,732.00)	(212,239,473.00)
	(1,478,802,623.00)	(1,278,938,351.00)
9 SUBVENTIONS		
Personnel	3,846,754,118.00	3,565,887,516.00
Overhead	664,333,667.00	722,985,834.00
	4,511,087,785.00	4,288,873,350.00
These represents the value of Recurrent Grant received from the FGN.		
10 OTHER INCOME		
Special fund	-	20,412,924.00
Course fee & others	47,866,118.00	-
UBEC	42,333,570.00	-
	90,199,688.00	20,412,924.00
11 PERSONNEL COSTS		
Salaries, Wages & Allowances	3,986,829,358.00	3,637,954,665.00
Staff Training & Development	8,784,800.00	47,716,014.00
Medical & Welfare	28,484,868.00	38,764,940.00
	4,024,099,026.00	3,724,435,619.00

Salaries, Wages & Allowances were paid directly to the staff individual accounts. The Commission is finalizing the integration into the Integrated Personnel and Payroll Information System (IPPIS)

Notes to the Account

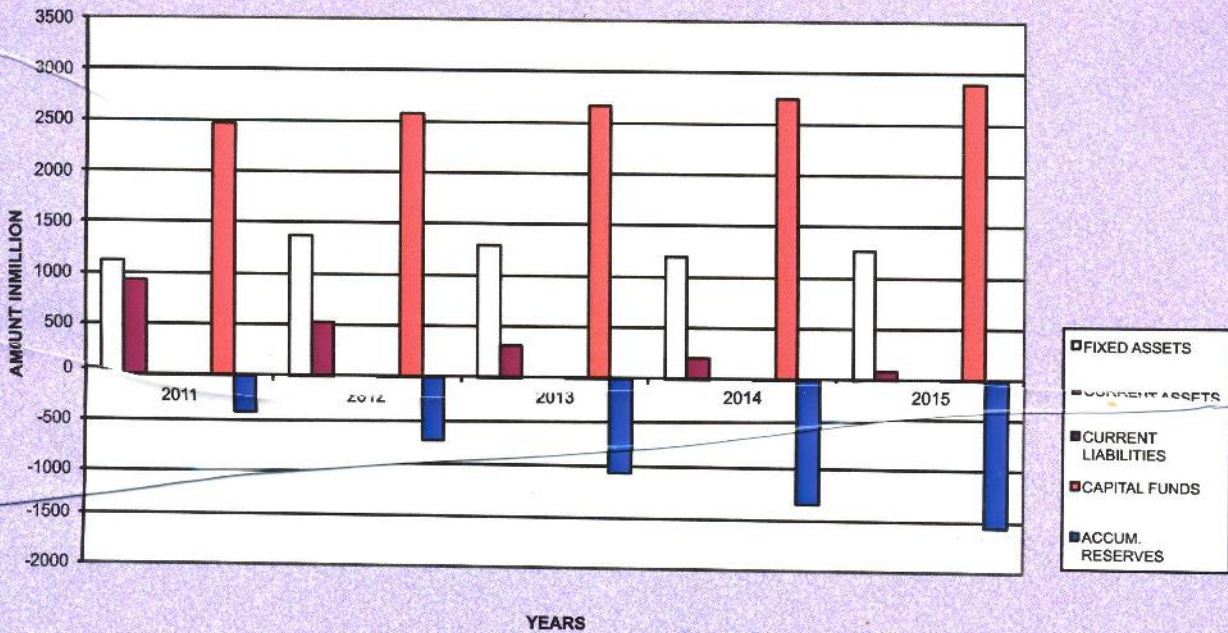
AS AT 31ST DECEMBER, 2015

	2015	2014
12 ADMINISTRATIVE COSTS		
Transports & Travelling	270,547,540.00	215,371,908.00
Overseas Travels & Allowances	30,578,553.00	49,940,385.00
Communication Expenses	7,304,502.00	14,275,407.00
Utility Services	41,629,662.00	14,597,667.00
Printing & Stationeries	26,312,433.00	28,147,770.00
Rent & Rates	35,145,981.00	28,078,832.00
Entertainment	6,549,810.00	6,481,900.00
Legal & Professional Charges	7,087,500.00	12,178,164.00
Audit fees	1,800,000.00	1,800,000.00
Adverts, Publicity & Announcements	19,269,158.00	47,750,999.00
Office Expenses	-	27,346,000.00
Bank charges	571,620.00	-
Security Services	40,748,250.00	37,931,967.00
Donation/Local Grant	-	423,000.00
	<u>487,545,009.00</u>	<u>484,323,999.00</u>
13 ESTABLISHMENT COSTS		
Building Maintenance	17,469,984.00	10,706,164.00
Motor Vehicle Maintenance	18,150,287.00	20,695,534.00
Furniture Maintenance	6,738,277.00	7,555,834.00
Plant & Machine Maintenance	6,457,650.00	8,203,545.00
Fuel & Lubricants	29,542,600.00	36,675,050.00
Facility Management	25,725,800.00	26,851,546.00
Sporting Activities	1,225,430.00	3,928,250.00
Office Equipment maintenance	15,508,310.00	9,893,219.00
Information Technology Consult	3,003,000.00	500,000.00
Uniform & Other Clothing	288,000.00	13,938,000.00
Honoraria & Sitting allowances	1,387,400.00	2,378,000.00
	<u>125,496,738.00</u>	<u>141,325,142.00</u>
14 CONTINGENT LIABILITIES		

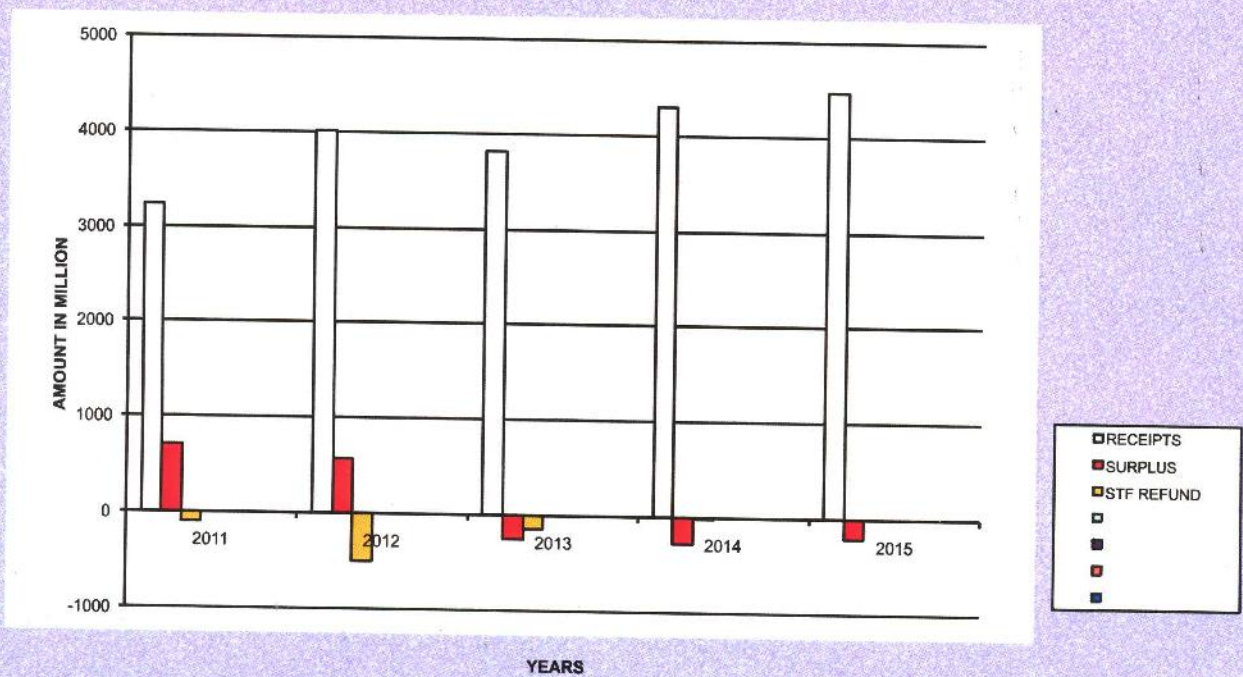
Several cases were going on in Courts of competent Jurisdictions, the results were not known and the effects, should it become adverse or otherwise, is not disclosed in these Financial Statements

The legal fees payable to the retained law firms, upon conclusion of the cases, will be =N=18.625 million

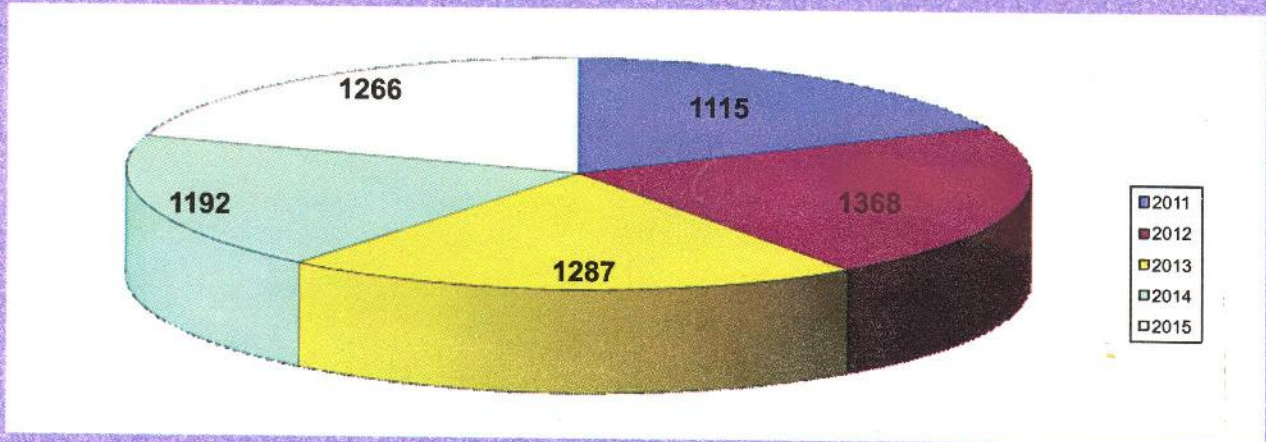
GRAPHIC REPRESENTATION OF FIVE - YEAR SUMMARY OF STATEMENT OF FINANCIAL POSITION 2011 - 2015



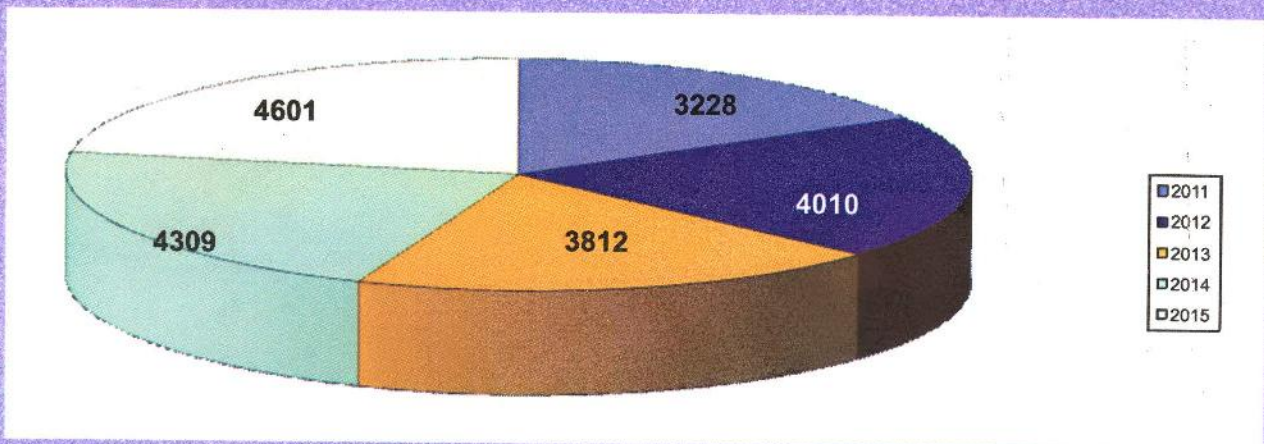
GRAPHIC REPRESENTATION OF FIVE - YEAR SUMMARY OF STATEMENT OF FINANCIAL PERFORMANCE 2011 - 2015



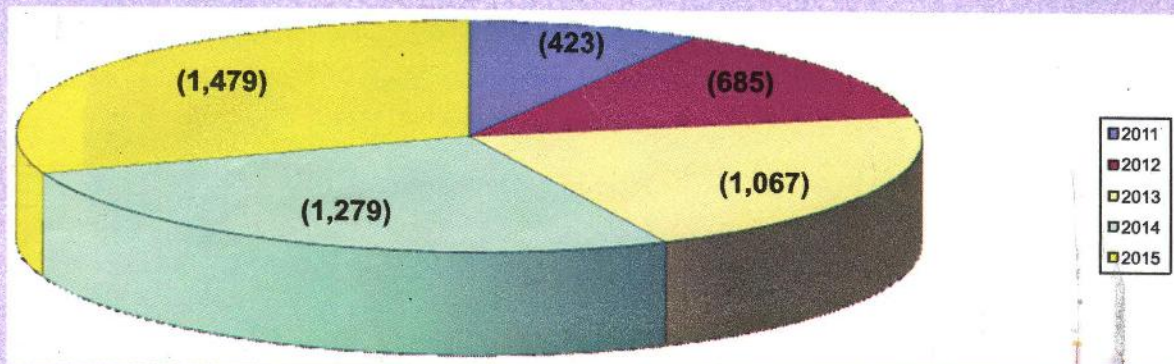
GRAPHIC REPRESENTATION OF FIVE - YEAR SUMMARY OF PROPERTIES, PLANTS & EQUIPMENT 2011 - 2015



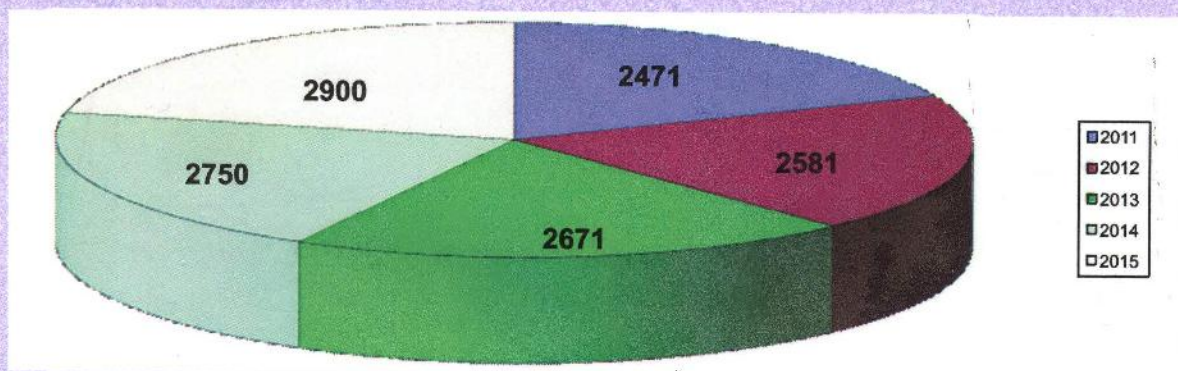
GRAPHIC REPRESENTATION OF FIVE - YEAR SUMMARY OF RECEIPTS 2011 - 2015



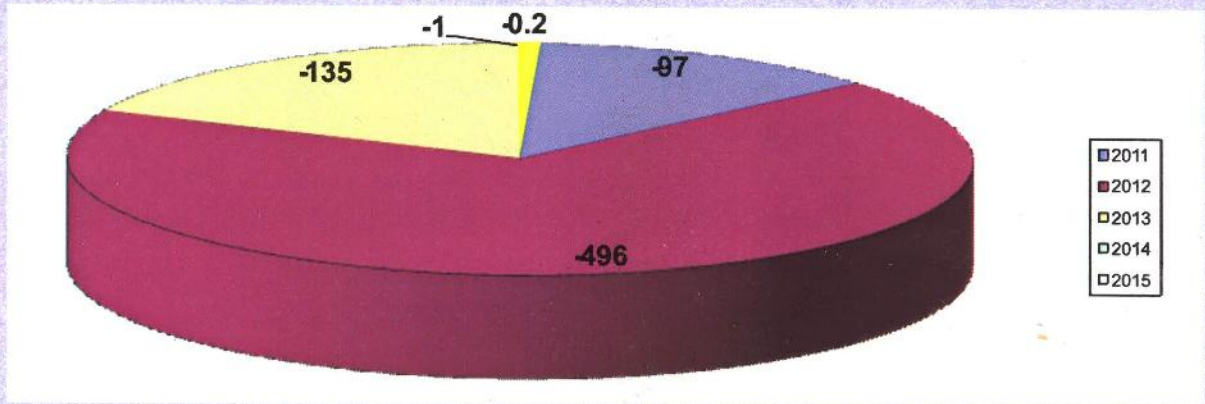
GRAPHIC REPRESENTATION OF FIVE - YEAR SUMMARY OF ACCUMULATED RESERVE 2011 - 2015



GRAPHIC REPRESENTATION OF FIVE - YEAR SUMMARY OF CAPITAL FUND 2011 - 2015



GRAPHIC REPRESENTATION OF REFUND TO SUB TREASURY OF FEDERATION 2011 - 2015



FIVE - YEAR PROPERTIES, PLANTS & EQUIPMENT (PPE) GRAPHIC REPRESENTATION 2011 - 2015

